

Analysis Of Term End Examination Of Result

D-6

Course Name- Diploma In Pharmacy

Examination: Summer 2013-2014

Sr. no.	Subject code	Subject	TH/PR	Lowest Marks Obtain	Highest Marks Obtain	Appeared	Pass	% of Pass	No. of student above 60% Marks
1	2	3	4	5	6	7	8	9	10
F. Y. Diploma in Pharmacy									
01	0805	Pharmaceutics I	TH	00	51	53	24	45.28%	01
			PH	30	63	53	53	100%	23
02	0806	Pharmaceutical Chemistry-I	TH	00	52	53	30	56.60%	02
			PH	29	71	52	52	100%	18
03	0807	Pharmacognosy	TH	00	48	53	25	47.16%	01
			PH	38	69	53	53	100%	19
04	0808	Biochemistry & Clinical Pharmacy	TH	02	55	50	29	58%	04
			PH	28	72	53	53	100%	19
05	0809	Human Anatomy & Physiology	TH	03	57	52	39	75%	09
			PH	28	70	53	53	100%	19
06	0810	Health Education & Community Pharmacy	TH	06	57	51	36	70.58%	09
S.Y Diploma in Pharmacy									
01	0811	Pharmaceutics II	TH	06	64	54	50	92.59%	19
			PH	34	70	54	54	100%	42
02	0812	Pharmaceutical Chemistry-II	TH	23	67	53	52	98.11%	17
			PH	25	72	54	54	100%	35
03	0813	Pharmacology & Toxicology	TH	03	68	53	43	81.13%	09
			PH	27	71	54	54	100%	32
04	0814	Pharmaceutical Jurisprudence	TH	03	62	53	39	73.58%	06
05	0815	Drug Store & Business Management	TH	12	57	53	46	86.79%	05
06	0816	Hospital & Clinical Pharmacy	TH	01	57	54	41	75.92%	07
			PH	04	70	54	54	100%	36

Analysis Of Term End Examination Of Result

D-6

Course Name- Diploma In Pharmacy

Examination: Summer 2014-2015

Sr. no.	Subject code	Subject	TH/PR	Lowest Marks Obtain	Highest Marks Obtain	Appeared	Pass	% of Pass	No. of student above 60% Marks
1	2	3	4	5	6	7	8	9	10
F. Y. Diploma in Pharmacy									
01	0805	Pharmaceutics I	TH	04	65	52	45	86.53%	18
			PH	20	50	52	48	92.30%	03
02	0806	Pharmaceutical Chemistry-I	TH	03	61	52	41	78.84	08
			PH	27	70	52	52	100%	24
03	0807	Pharmacognosy	TH	01	56	52	33	63.46	05
			PH	27	69	52	52	100%	29
04	0808	Biochemistry & Clinical Pharmacy	TH	00	66	52	40	76.92%	12
			PH	27	65	52	52	100%	17
05	0809	Human Anatomy & Physiology	TH	02	47	51	28	54.90%	00
			PH	30	68	51	51	100%	27
06	0810	Health Education & Community Pharmacy	TH	07	77	51	48	94.11%	26
S.Y. Diploma in Pharmacy									
01	0811	Pharmaceutics II	TH	16	46	39	35	89.74%	00
			PH	27	60	39	39	100%	08
02	0812	Pharmaceutical Chemistry-II	TH	16	64	39	38	97.43%	12
			PH	24	69	39	49	100%	08
03	0813	Pharmacology & Toxicology	TH	24	68	39	39	100%	17
			PH	34	67	39	39	100%	23
04	0814	Pharmaceutical Jurisprudence	TH	13	64	39	36	92.32%	17
05	0815	Drug Store & Business Management	TH	22	63	39	39	100%	16
06	0816	Hospital & Clinical Pharmacy	TH	07	53	39	30	76.92%	00
			PH	28	65	39	39	100%	15

Analysis Of Term End Examination Of Result

D-6

Course Name- Diploma In Pharmacy

Examination: Summer 2015-2016

Sr. no.	Subject code	Subject	TH/PR	Lowest Marks Obtain	Highest Marks Obtain	Appeared	Pass	% of Pass	No. of student above 60% Marks
1	2	3	4	5	6	7	8	9	10
F.Y .Diploma Pharmacy									
01	0805	Pharmaceutics I	TH	04	58	56	49	87.50%	10
			PH	34	75	56	56	100%	44
02	0806	Pharmaceutical Chemistry-I	TH	02	48	56	46	82.14%	01
			PH	40	72	56	56	100%	27
03	0807	Pharmacognosy	TH	01	58	56	46	82.14%	06
			PH	30	76	56	56	100%	33
04	0808	Biochemistry & Clinical Pharmacy	TH	12	62	56	49	87.50%	13
			PH	30	75	56	56	100%	37
05	0809	Human Anatomy & Physiology	TH	04	67	56	51	91.07%	12
			PH	30	69	56	56	100%	17
06	0810	Health Education & Community Pharmacy	TH	31	63	56	54	96.42%	29
S. Y. Diploma in Pharmacy									
01	0811	Pharmaceutics II	TH	11	11	53	42	79.24%	01
			PH	40	40	53	53	100%	47
02	0812	Pharmaceutical Chemistry-II	TH	10	10	53	49	92.45%	13
			PH	40	40	53	53	100%	41
03	0813	Pharmacology & Toxicology	TH	16	16	53	52	98.11%	07
			PH	33	33	53	53	100%	35
04	0814	Pharmaceutical Jurisprudence	TH	10	10	53	45	84.90%	02
05	0815	Drug Store & Business Management	TH	24	24	53	51	96.22%	13
06	0816	Hospital & Clinical Pharmacy	TH	10	10	53	28	52.83%	00
			PH	32	32	53	53	100%	27

Analysis Of Term End Examination Of Result

D-6

Course Name - Diploma in Pharmacy

Examination: Summer 2016-2017

Sr. no.	Subject code	Subject	TH/PR	Lowest Marks Obtain	Highest Marks Obtain	Appeared	Pass	% of Pass	No. of student above 60% Marks
1	2	3	4	5	6	7	8	9	10
F. Y. Diploma in Pharmacy									
01	0805	Pharmaceutics I	TH	04	62	58	47	81.03%	17
			PH	39	74	57	57	100%	44
02	0806	Pharmaceutical Chemistry-I	TH	05	64	58	45	77.58%	17
			PH	31	71	58	58	100%	34
03	0807	Pharmacognosy	TH	02	52	58	34	58.62%	02
			PH	30	72	58	58	100%	35
04	0808	Biochemistry & Clinical Pharmacy	TH	04	55	58	45	77.58%	09
			PH	35	72	57	57	100%	45
05	0809	Human Anatomy & Physiology	TH	01	57	58	33	56.89%	04
			PH	39	73	58	58	100%	42
06	0810	Health Education & Community Pharmacy	TH	01	54	58	41	70.68%	06
S. Y. Diploma in Pharmacy									
01	0811	Pharmaceutics II	TH	28	59	55	54	98.18%	32
			PH	30	71	55	55	100%	25
02	0812	Pharmaceutical Chemistry-II	TH	04	71	55	49	86.09%	28
			PH	35	77	55	55	100%	46
03	0813	Pharmacology & Toxicology	TH	06	63	55	52	94.54%	26
			PH	40	72	55	55	100%	48
04	0814	Pharmaceutical Jurisprudence	TH	01	67	55	49	89.09%	17
05	0815	Drug Store & Business Management	TH	03	59	56	53	94.64%	16
06	0816	Hospital & Clinical Pharmacy	TH	02	52	56	45	80.35%	05
			PH	30	64	55	55	100%	40

Analysis Of Term End Examination Of Result

D-6

Course Name- Diploma In Pharmacy

Examination: Summer 2017-2018

Sr. no.	Subject code	Subject	TH/PR	Lowest Marks Obtain	Highest Marks Obtain	Appeared	Pass	% of Pass	No. of student above 60% Marks
1	2	3	4	5	6	7	8	9	10
F.Y. Diploma in Pharmacy									
01	0805	Pharmaceutics I	TH	00	67	57	33	57.89%	09
			PH	41	72	58	58	100%	39
02	0806	Pharmaceutical Chemistry-I	TH	02	65	58	40	68.96%	14
			PH	35	69	58	58	100%	34
03	0807	Pharmacognosy	TH	01	69	58	46	79.31%	13
			PH	26	65	58	58	100%	07
04	0808	Biochemistry & Clinical Pharmacy	TH	02	54	58	31	53.44%	03
			PH	32	72	58	58	100%	29
05	0809	Human Anatomy & Physiology	TH	01	56	58	35	60.34%	08
			PH	31	68	58	58	100%	22
06	0810	Health Education & Community Pharmacy	TH	05	70	58	40	68.96%	12
S. Y. Diploma in Pharmacy									
01	0811	Pharmaceutics II	TH	04	62	52	46	88.46%	25
			PH	44	77	52	52	100%	50
02	0812	Pharmaceutical Chemistry-II	TH	07	72	52	43	82.69%	15
			PH	35	77	52	52	100%	39
03	0813	Pharmacology & Toxicology	TH	06	64	52	43	82.69%	21
			PH	35	74	52	52	100%	40
04	0814	Pharmaceutical Jurisprudence	TH	06	68	52	45	86.53%	32
05	0815	Drug Store & Business Management	TH	18	62	52	50	96.15%	19
06	0816	Hospital & Clinical Pharmacy	TH	08	65	52	42	80.76%	12
			PH	32	65	52	52	100%	29

Analysis Of Term End Examination Of Result

D-6

Course Name- Diploma In Pharmacy

Examination: Summer 2018-2019

Sr. no.	Subject code	Subject	TH/PR	Lowest Marks Obtain	Highest Marks Obtain	Appeared	Pass	% of Pass	No. of student above 60% Marks
1	2	3	4	5	6	7	8	9	10
F. Y. Diploma in Pharmacy									
01	0805	Pharmaceutics I	TH	00	64	55	34	61.81 %	05
			PH	30	72	54	54	100 %	33
02	0806	Pharmaceutical Chemistry-I	TH	00	68	55	40	72.27 %	28
			PH	31	71	54	54	100 %	31
03	0807	Pharmacognosy	TH	00	72	53	36	67.92 %	22
			PH	16	77	54	53	98.14 %	35
04	0808	Biochemistry & Clinical Pharmacy	TH	00	74	55	37	67.27 %	14
			PH	31	68	53	53	100 %	31
05	0809	Human Anatomy & Physiology	TH	00	68	55	37	67.27 %	21
			PH	30	64	54	54	100 %	22
06	0810	Health Education & Community Pharmacy	TH	00	71	55	38	69.9 %	23
S.Y Diploma in Pharmacy									
01	0811	Pharmaceutics II	TH	15	72	47	46	95.74%	21
			PH	35	71	47	47	100%	41
02	0812	Pharmaceutical Chemistry-II	TH	17	71	47	42	89.36%	16
			PH	35	78	47	47	100%	43
03	0813	Pharmacology & Toxicology	TH	10	68	47	39	82.97%	10
			PH	38	69	47	47	100%	38
04	0814	Pharmaceutical Jurisprudence	TH	17	72	47	40	85.10%	18
05	0815	Drug Store & Business Management	TH	15	66	47	40	85.10%	05
06	0816	Hospital & Clinical Pharmacy	TH	08	66	47	39	82.97%	14
			PH	32	73	47	47	100%	39

Analysis Of Term End Examination Of Result

D-6

Course Name- Diploma In Pharmacy

Examination: Summer 2019-2020

Sr. no.	Subject code	Subject	TH/PR	Lowest Marks Obtain	Highest Marks Obtain	Appeared	Pass	% of Pass	No. of student above 60% Marks
1	2	3	4	5	6	7	8	9	10
F. Y. Diploma in Pharmacy									
01	0805	Pharmaceutics I	TH	33	75	60	60	100 %	18
			PH	33	75	60	60	100 %	18
02	0806	Pharmaceutical Chemistry-I	TH	33	75	60	60	100 %	18
			PH	33	75	60	60	100 %	18
03	0807	Pharmacognosy	TH	33	75	60	60	100 %	18
			PH	33	75	60	60	100 %	18
04	0808	Biochemistry & Clinical Pharmacy	TH	33	75	60	60	100 %	18
			PH	33	75	60	60	100 %	18
05	0809	Human Anatomy & Physiology	TH	33	75	60	60	100 %	18
			PH	33	75	60	60	100 %	18
06	0810	Health Education & Community Pharmacy	TH	33	75	60	60	100 %	18
S.Y Diploma in Pharmacy									
01	0811	Pharmaceutics II	TH	57	80	58	58	100 %	58
			PH	34	78	58	58	100 %	46
02	0812	Pharmaceutical Chemistry-II	TH	36	80	58	58	100 %	57
			PH	28	80	58	58	100 %	38
03	0813	Pharmacology & Toxicology	TH	43	80	58	58	100 %	55
			PH	32	75	58	58	100 %	52
04	0814	Pharmaceutical Jurisprudence	TH	52	80	58	58	100 %	58
05	0815	Drug Store & Business Management	TH	43	80	58	58	100 %	57
06	0816	Hospital & Clinical Pharmacy	TH	39	80	58	58	100 %	58
			PH	31	78	58	58	100 %	50

Analysis Of Term End Examination Of Result

D-6

Course Name- Diploma In Pharmacy

Examination: Summer 2020-2021

Sr. no.	Subject code	Subject	TH/PR	Lowest Marks Obtain	Highest Marks Obtain	Appeared	Pass	% of Pass	No. of student above 60% Marks
1	2	3	4	5	6	7	8	9	10
F. Y. Diploma in Pharmacy									
01	0805	Pharmaceutics I	TH	26	80	63	63	100 %	48
			PH	50	70	63	63	100 %	63
02	0806	Pharmaceutical Chemistry-I	TH	30	80	63	63	100 %	56
			PH	42	65	63	63	100 %	62
03	0807	Pharmacognosy	TH	28	80	63	63	100 %	54
			PH	41	71	63	63	100 %	54
04	0808	Biochemistry & Clinical Pharmacy	TH	28	80	63	63	100 %	52
			PH	43	70	63	63	100 %	57
05	0809	Human Anatomy & Physiology	TH	28	80	63	63	100 %	51
			PH	50	69	63	63	100 %	63
06	0810	Health Education & Community Pharmacy	TH	28	80	63	63	100 %	61
S.Y Diploma in Pharmacy									
01	0811	Pharmaceutics II	TH	23	80	102	102	100 %	68
			PH	41	72	102	102	100 %	75
02	0812	Pharmaceutical Chemistry-II	TH	30	80	102	102	100 %	95
			PH	32	70	102	102	100 %	78
03	0813	Pharmacology & Toxicology	TH	35	80	102	102	100 %	94
			PH	41	69	102	102	100 %	72
04	0814	Pharmaceutical Jurisprudence	TH	42	80	102	102	100 %	91
05	0815	Drug Store & Business Management	TH	28	80	102	102	100 %	88
06	0816	Hospital & Clinical Pharmacy	TH	26	80	102	101	99.01 %	87
			PH	43	72	102	102	100 %	87

Analysis Of Term End Examination Of Result

D-6

Course Name- Diploma In Pharmacy

Examination: Summer 2021-2022

Sr. no.	Subject code	Subject	TH/PR	Lowest Marks Obtain	Highest Marks Obtain	Appeared	Pass	% of Pass	No. of student above 60% Marks
1	2	3	4	5	6	7	8	9	10
F. Y. Diploma in Pharmacy									
01	20111	Pharmaceutics	TH	25	52	62	50	80.64 %	06
	20051	Pharmaceutics	PH	40	73	62	62	100 %	45
02	20112	Pharmaceutical Chemistry	TH	24	48	62	28	45.16%	01
	20051	Pharmaceutical Chemistry	PH	31	73	62	62	100 %	39
03	20113	Pharmacognosy	TH	22	35	62	27	43.54 %	--
	20053	Pharmacognosy	PH	32	76	62	62	100 %	42
04	20114	Human Anatomy & Physiology	TH	23	52	62	52	83.87 %	05
	20054	Human Anatomy & Physiology	PH	40	76	62	62	100 %	44
05	20115	Social Pharmacy	TH	25	49	62	51	82.25 %	01
	20055	Social Pharmacy	PH	45	74	62	62	100 %	60
S.Y Diploma in Pharmacy									
01	0811	Pharmaceutics II	TH	21	65	68	56	82.35 %	13
			PH	32	75	67	67	100 %	37
02	0812	Pharmaceutical Chemistry-II	TH	20	54	67	21	31.34%	04
			PH	32	75	67	66	98.50 %	36
03	0813	Pharmacology & Toxicology	TH	22	72	68	56	82.35 %	16
			PH	38	73	68	68	100 %	38
04	0814	Pharmaceutical Jurisprudence	TH	20	62	68	52	76.47 %	14
05	0815	Drug Store & Business Management	TH	22	61	68	44	64.70 %	08
06	0816	Hospital & Clinical Pharmacy	TH	24	68	68	55	80.88 %	18
			PH	41	75	67	67	100 %	48

Analysis Of Term End Examination Of Result

D-6

Course Name- Diploma In Pharmacy

Examination: Summer 2021-2022 (Re-exam D. Pharm Final year)

Sr. no.	Subject code	Subject	TH/PR	Lowest Marks Obtain	Highest Marks Obtain	Appeared	Pass	% of Pass	No. of student above 60% Marks
1	2	3	4	5	6	7	8	9	10
F. Y. Diploma in Pharmacy									
01	20111	Pharmaceutics	TH						
	20051	Pharmaceutics	PH						
02	20112	Pharmaceutical Chemistry	TH						
	20051	Pharmaceutical Chemistry	PH						
03	20113	Pharmacognosy	TH						
	20053	Pharmacognosy	PH						
04	20114	Human Anatomy & Physiology	TH						
	20054	Human Anatomy & Physiology	PH						
05	20115	Social Pharmacy	TH						
	20055	Social Pharmacy	PH						
S.Y Diploma in Pharmacy									
01	0811	Pharmaceutics II	TH	21	56	46	39	84.78%	02
			PH	30	75	49	49	100%	18
02	0812	Pharmaceutical Chemistry-II	TH	20	46	46	20	43.47%	----
			PH	32	75	49	49	100%	19
03	0813	Pharmacology & Toxicology	TH	21	45	47	37	78.72%	---
			PH	38	67	49	49	100%	20
04	0814	Pharmaceutical Jurisprudence	TH	20	57	47	35	74.46%	03
05	0815	Drug Store & Business Management	TH	22	47	47	33	70.21%	----
06	0816	Hospital & Clinical Pharmacy	TH	21	54	47	41	87.23%	04
			PH	36	75	49	49	100%	30

2013-14

Caste	Total Pass Category wise		Above 80%		80-60%		60-40%	
	I st yr	II nd yr	I st yr	II nd yr	I st yr	II nd yr	I st yr	II nd yr
SC	<u>06</u>	<u>06</u>	=	=	<u>06</u>	<u>05</u>	=	<u>01</u>
NT	<u>01</u>	<u>01</u>	=	=	=	<u>01</u>	<u>01</u>	=
SBC	=	<u>01</u>	=	=	=	=	=	<u>01</u>
OPEN	<u>06</u>	<u>10</u>	=	=	<u>01</u>	<u>06</u>	<u>05</u>	<u>04</u>
OBC	<u>09</u>	<u>15</u>	=	=	<u>06</u>	<u>11</u>	<u>03</u>	<u>04</u>
VJ	=	=	=	=	=	=	=	=
ST	=	<u>01</u>	=	<u>01</u>	=	=	=	=
Total pass	<u>22</u>	<u>34</u>						
Total appeared for exam	<u>59</u>	<u>56</u>						
Percentage	<u>37.28%</u>	<u>58.92%</u>						
Total Girls Pass	<u>13</u>	<u>17</u>						
Total Boys Pass	<u>09</u>	<u>17</u>						

2014-15

Caste	Total Pass Category wise		Above 80%		80-60%		60-40%	
	I st yr	II nd yr	I st yr	II nd yr	I st yr	II nd yr	I st yr	II nd yr
SC	<u>02</u>	<u>08</u>	-	-	<u>02</u>	<u>03</u>	-	<u>05</u>
NT	<u>01</u>	<u>02</u>	-	-	<u>01</u>	<u>01</u>	-	<u>01</u>
SBC	-	-	-	-	-	-	-	-
OPEN	<u>08</u>	<u>07</u>	-	-	<u>04</u>	<u>01</u>	<u>04</u>	<u>06</u>
OBC	<u>11</u>	<u>13</u>	-	-	<u>07</u>	<u>06</u>	<u>06</u>	<u>07</u>
VJ	<u>01</u>	-	-	-	<u>01</u>	-	-	-
ST	-	-	-	-	-	-	-	-
Total pass	<u>23</u>	<u>30</u>						
Total appeared for exam	<u>59</u>	<u>40</u>						
Percentage	<u>38.98%</u>	<u>75%</u>						
Total Girls Pass	<u>06</u>	<u>17</u>						
Total Boys Pass	<u>17</u>	<u>13</u>						

2015-16

Caste	Total Pass Category wise		Above 80%		80-60%		60-40%	
			I st yr	II nd yr	I st yr	II nd yr	I st yr	II nd yr
SC	<u>04</u>	<u>02</u>	-	-	<u>03</u>	<u>01</u>	<u>01</u>	<u>01</u>
NT	<u>01</u>	<u>02</u>	-	-	<u>01</u>	<u>01</u>	-	<u>01</u>
SBC	<u>05</u>	-	<u>02</u>	-	<u>02</u>	-	<u>01</u>	-
OPEN	<u>12</u>	<u>06</u>	-	-	<u>07</u>	<u>04</u>	<u>04</u>	<u>02</u>
OBC	<u>15</u>	<u>08</u>	<u>01</u>	-	<u>10</u>	<u>08</u>	<u>04</u>	-
VJ	<u>02</u>	<u>01</u>	-	-	-	<u>01</u>	<u>02</u>	-
ST	<u>02</u>	-	-	-	<u>02</u>	-	-	-
Total pass	<u>41</u>	<u>19</u>						
Total appeared for exam	<u>58</u>	<u>54</u>						
Percentage	<u>82.75%</u>	<u>53.70%</u>						
Total Girls Pass	<u>20</u>	<u>06</u>						
Total Boys Pass	<u>21</u>	<u>13</u>						

2016-17

Caste	Total Pass Category wise		Above 80%		80-60%		60-40%	
			I st yr	II nd yr	I st yr	II nd yr	I st yr	II nd yr
SC	<u>03</u>	<u>04</u>	=	=	<u>03</u>	<u>02</u>	=	<u>02</u>
NT	<u>02</u>	<u>01</u>	=	=	<u>02</u>	<u>01</u>	=	=
SBC	<u>01</u>	<u>05</u>	=	<u>01</u>	<u>01</u>	<u>03</u>	=	<u>01</u>
OPEN	<u>09</u>	<u>13</u>	=	=	<u>09</u>	<u>11</u>	=	<u>02</u>
OBC	<u>13</u>	<u>17</u>	<u>02</u>	<u>01</u>	<u>09</u>	<u>12</u>	<u>02</u>	<u>04</u>
VJ	=	<u>0</u>	=	=	=	<u>02</u>	=	<u>01</u>
ST	=	<u>02</u>	=	=	=	<u>02</u>	=	=
Total pass	<u>28</u>	<u>45</u>						
Total appeared for exam	<u>58</u>	<u>55</u>						
Percentage	<u>48.27%</u>	<u>81.81%</u>						
Total Girls Pass	<u>08</u>	<u>23</u>						
Total Boys Pass	<u>20</u>	<u>22</u>						

2017-18

Caste	Total Pass Category wise		Above 80%		80-60%		60-40%	
			I st yr	II nd yr	I st yr	II nd yr	I st yr	II nd yr
SC	<u>03</u>	<u>05</u>	=	=	<u>02</u>	<u>04</u>	<u>01</u>	<u>01</u>
NT	<u>02</u>	<u>02</u>	=	=	<u>01</u>	<u>02</u>	<u>01</u>	=
SBC	<u>01</u>	<u>01</u>	=	=	<u>01</u>	<u>01</u>	=	=
OPEN	<u>07</u>	<u>12</u>	=	=	<u>05</u>	<u>11</u>	<u>02</u>	<u>01</u>
OBC	<u>11</u>	<u>19</u>	=	<u>02</u>	<u>10</u>	<u>13</u>	<u>01</u>	<u>04</u>
VJ	=	<u>01</u>	=	=	=	<u>01</u>	=	=
ST	<u>02</u>	=	<u>01</u>	=	=	=	<u>01</u>	=
Total pass	<u>26</u>	<u>40</u>						
Total appeared for exam	<u>58</u>	<u>52</u>						
Percentage	<u>46.55%</u>	<u>76.92%</u>						
Total Girls Pass	<u>12</u>	<u>12</u>						
Total Boys Pass	<u>14</u>	<u>28</u>						

2018-19

Caste	Total Pass Category wise		Above 80%		80-60%		60-40%	
			I st yr	II nd yr	I st yr	II nd yr	I st yr	II nd yr
SC	07	04	02	01	03	02	02	01
NT	01	02	----	-----	01	01	---	01
SBC	04	02	-----	-----	03	01	01	01
OPEN	10	10	-----	02	08	07	02	01
OBC	10	14	02	02	05	11	03	01
VJ	----	01	-----	-----	-----	-----	-----	01
ST	01	01	-----	01	01	-----	----	-----
Total pass	33	34	-	--	--	--	--	-----
Total appeared for exam	54	47	--	--	--	--	--	--
Percentage	61.11%	72.34%	--	--	--	--	-	--
Total Girls Pass	18	14						
Total Boys Pass	15	20						

Session :2019-20

Caste	Total Pass Category wise		Above 80%		80-60%		60-40%	
			I st yr	II nd yr	I st yr	II nd yr	I st yr	II nd yr
SC	10	12	04	08	03	04	03	----
NT	04	03	----	02	03	---	01	01
SBC	02	05	02	05	-----	----	---	----
OPEN	13	17	01	11	07	06	05	----
SEBC	04	----	01	----	01	----	02	----
OBC	24	19	03	16	14	03	07	----
VJ	01	01	-----	---	-----	01	01	----
ST	02	01	01	01	-----	----	01	----
Total pass	60	58	-	--	--	--	--	-----
Total appeared for exam	60	58	--	--	--	--	--	--
Percentage	100%	100%	--	--	--	--	-	--
Total Girls Pass	18	25						
Total Boys Pass	42	33						

Session: 2020- 2021

Caste	Total Pass Category wise	Above 80%		80-60%		60-40%		
		I st yr	II nd yr	I st yr	II nd yr	I st yr	II nd yr	
SC	10	19	01	----	09	17	----	02
NT	04	05	----	----	04	02	---	03
OPEN	20	17	09	01	11	15	----	01
SEBC/ SBC	---	05	----	01	----	04	----	----
OBC	20	47	05	03	14	37	01	07
VJ/NT	01	03	-----	----	01	02	----	01
ST	05	05	03	01	02	04	---	----
TFWS	03	-----	02	-----	01	-----	----	-----
Total pass	63	101	-	--	--	--	--	-----
Total appeared for exam	63	102	--	--	--	--	--	--
Percentage	100%	99.01%	--	--	--	--	-	--
Total Girls Pass	25	26						
Total Boys Pass	37	76						

Session: 2021- 2022

Caste	Total Pass Category wise		Above 80%		80-60%		60-40%	
			I st yr	II nd yr	I st yr	II nd yr	I st yr	II nd yr
SC	05	02	----	----	01	01	04	---
NT	03	---	----	----	01	---	02	---
OPEN	16	08	---	---	06	07	10	01
SEBC/ SBC	02	---	---	---	----	---	02	---
OBC	18	07	----	---	10	07	08	01
VJ/NT	----	---	---	---	---	----	----	---
ST	01	01	----	---	01	01	---	----
TFWS	---	03	----	---	----	03	----	----
Total pass	42	21	-	--	--	--	--	----
Total appeared for exam	62	68	--	--	--	--	--	--
Percentage	67.74%	30.88%	--	--	--	--	-	--
Total Girls Pass	24	13						
Total Boys Pass	18	08						

Session: 2021- 2022 (Re- Exam Summer2022)

Caste	Total Pass Category wise	Above 80%		80-60%		60-40%		
		I st yr	II nd yr	I st yr	II nd yr	I st yr	II nd yr	
SC	----	02	----	----	---	01	----	01
NT	----	02	----	----	----	---	----	02
OPEN	---	07	---	---	----	03	----	04
SEBC/ SBC	----	---	---	---	---	---	----	---
OBC	----	05	----	---	----	03	----	02
VJ/NT	----	---	---	---	----	----	----	---
ST	----	02	----	---	----	01	---	01
TFWS	----	---	----	---	---	---	---	----
Total pass	----	18	-	--	--	--	--	----
Total appeared for exam	----	47	--	--	--	--	--	--
Percentage	----	38.29%	--	--	--	--	-	--
Total Girls Pass	----	07						
Total Boys Pass	----	11						

CATEGORY WISE RESULT ANALYSIS OF 2019

SESSION 2018-2019

Class

D.PharmIstYear D.PharmIInd Year

Category	SC	OBC	ST	NT	OPEN	VJ	SBC
Total admitted category wise	08	27	02	04	14	01	04
Total pass	07	10	01	01	10	----	04
Total girls pass category wise	06	05	01	01	03	----	02
Total boys pass category wise	01	05	----	----	07	----	02

Category	SC	OBC	ST	NT	OPEN	VJ	SBC
Total admitted category wise	05	22	02	04	12	01	02
Total pass	04	14	01	02	10	01	02
Total girls pass category wise	02	06	----	----	05	----	01
Total boys pass category wise	02	08	01	02	05	01	01

CATEGORY WISE RESULT ANALYSIS OF 2020

SESSION 2019-2020

Class



D.Pharm Ist Year D.Pharm IInd Year



Category	SC	OBC	ST	NT	OPEN	VJ	SEBC	SBC
Total admitted category wise	10	24	02	04	13	01	04	02
Total pass	10	24	02	04	13	01	04	02
Total girls pass category wise	03	08	02	02	02	----	-----	01
Total boys pass category wise	07	16	----	02	11	01	04	01

Category	SC	OBC	ST	NT	OPEN	VJ	SBC
Total admitted category wise	12	19	01	03	17	01	05
Total pass	12	19	01	03	17	01	05
Total girls pass category wise	08	09	01	01	05	----	02
Total boys pass category wise	04	10	---	02	12	01	03

CATEGORY WISE RESULT ANALYSIS OF 2020

SESSION 2020-2021

Class



D.PharmIstYear D.PharmIInd Year



Category	SC	OBC	ST	NT	OPEN	VJ	SEBC/ SBC	TFWS
Total admitted category wise	10	20	05	04	20	01	----	03
Total pass	10	20	05	04	20	01	----	03
Total girls pass category wise	03	08	03	---	09	----	-----	01
Total boys pass category wise	07	12	02	04	11	01	----	02

Category	SC	OBC	ST	NT	OPEN	VJ	SBC/ SEBC
----------	----	-----	----	----	------	----	--------------

Total admitted category wise	19	47	05	05	17	04	05
Total pass	19	47	05	05	17	03	05
Total girls pass category wise	05	11	02	02	02	01	01
Total boys pass category wise	14	36	03	03	15	02	04

CATEGORY WISE RESULT ANALYSIS OF 2020

SESSION 2021-2022

Class

D.PharmIstYear D.PharmIInd Year

Category	SC	OBC	ST	NT	OPEN	VJ	SEBC/SBC
Total admitted category wise	11	26	03	03	16	--	04
Total pass	05	18	01	03	14	---	02
Total girls pass category wise	01	10	---	03	08	----	02
Total boys pass category wise	04	08	01	---	06	---	---

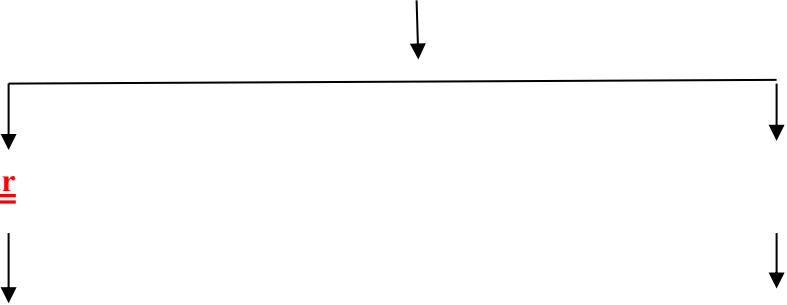
Category	SC	OBC	ST	NT	OPEN	VJ	SBC
----------	----	-----	----	----	------	----	-----

Total admitted category wise	12	28	05	04	22	01	---
Total pass	02	10	01	--	08	---	---
Total girls pass category wise	--	06	01	---	06	---	---
Total boys pass category wise	02	04	---	---	02	---	---

CATEGORY WISE RESULT ANALYSIS OF 2020

SESSION 2021-2022 (SUMMER RE-EXAM 2022)

Class

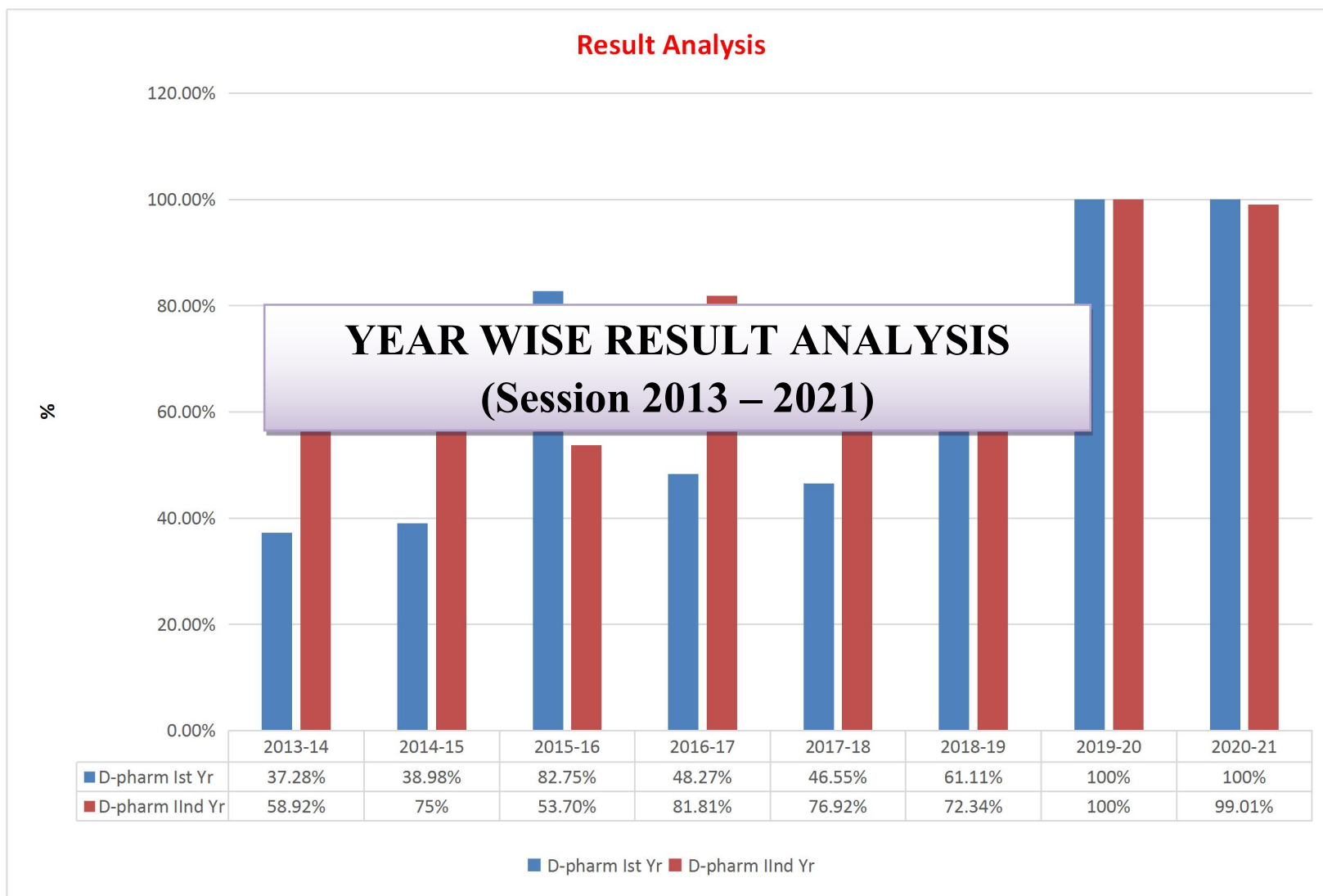


D.Pharm Ist Year

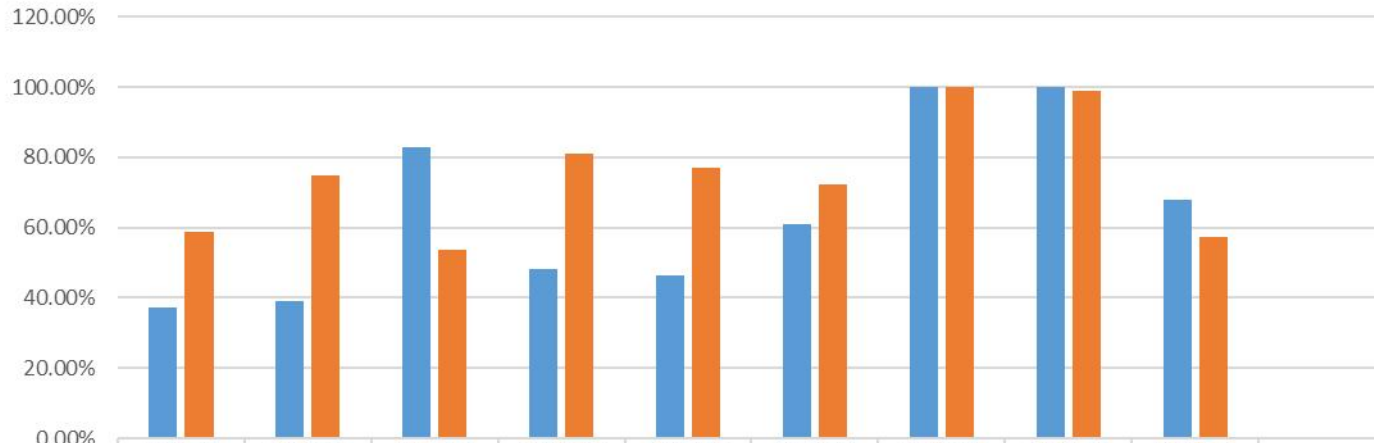
Category	SC	OBC	ST	NT	OPEN	VJ	SEBC/SBC
Total admitted category wise							
Total pass							

Total girls pass category wise							
Total boys pass category wise							

Category	SC	OBC	ST	NT	OPEN	VJ	SBC
Total admitted category wise	10	18	04	04	14	01	---
Total pass	02	05	02	02	07	---	---
Total girls pass category wise	02	02	01	---	02	---	---
Total boys pass category wise	---	03	01	02	05	---	---



Result Analysis



	2013-14	2014-15	2015-16	2016-17	2017-18	2018-19	2019-20	2020-21	2021-22
D-Pharm Ist yr	37.28%	38.98%	82.75%	48.27%	46.55%	61.11%	100%	100%	67.74%
D-Pharm IInd Yr	58.92%	75%	53.70%	81.18%	76.92%	72.34%	100%	99.01%	57.35%

■ D-Pharm Ist yr ■ D-Pharm IInd Yr